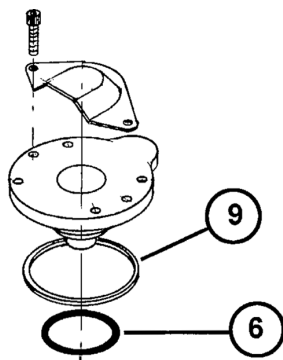
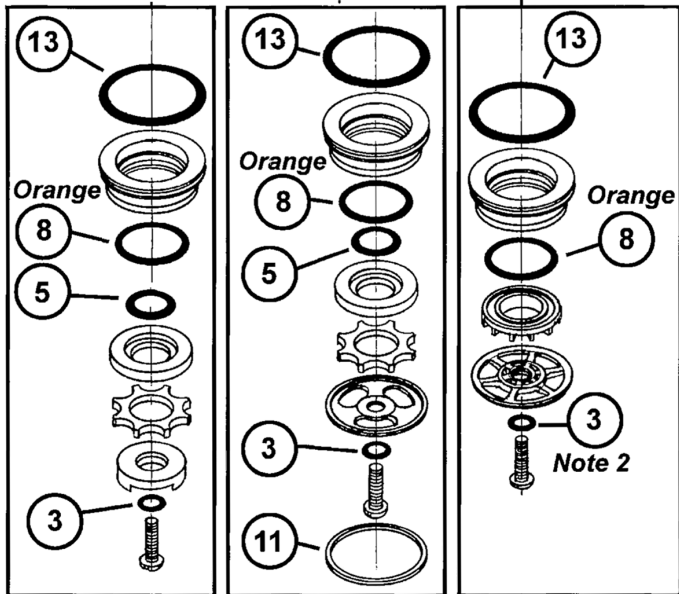


RELIABILITY™

Provin



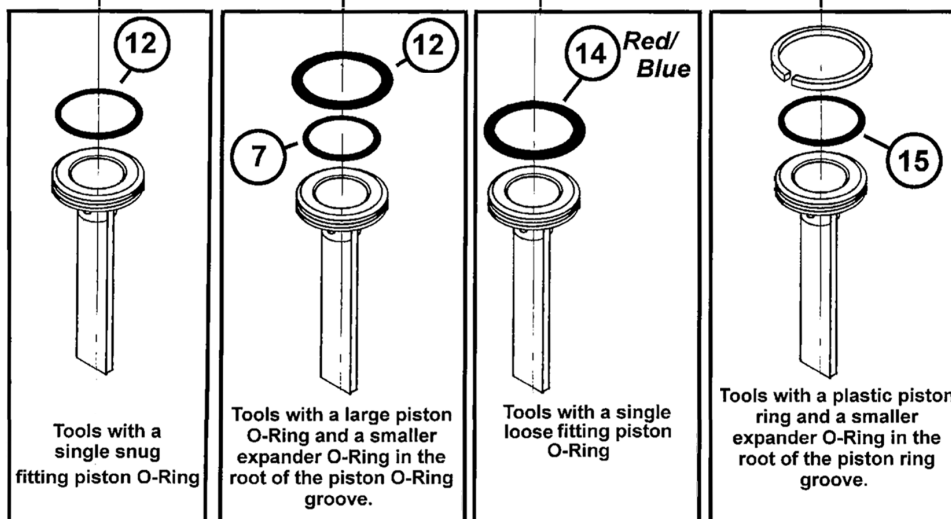
Contents of O-Ring Kit KT-SE-123



Key Number	Quantity	Performance Provin, Inc.		Equivalent Senco® Part Number
		Part Number	Color Code	
1	2	OR-PP-136		LB0011
2	1	OR-PP-142		LB0014
3	1	OR-PP-144		LB0015
4	2	OR-PP-148		LB0017
5	1	OR-PP-164		LB0025
6	1	OR-PP-180		LB0033
7	1	OR-PP-184		LB0035
8	1	OR-PP-184B	Orange	LB0051
9	1	OR-PP-196S		LB0298
10	2	OR-PP-398		LB0083
11	1	OR-PP-398S		LB0340
12	1	OR-PP-572U		LB3224
13	2	OR-PP-578		LB0870
14	1	OR-PP-1133	Red / Blue	LB0825
15	1	OR-PP-186		LB0036
16	2	OR-PP-400		LB0084

Note 2: O-Ring OR-PP-144 is not used on tools with a black colored Cylinder Sleeve Retainer (Senco # BF0147).

Note 3: O-Ring OR-PP-400 (key # 16) is to be used on tools containing a piston assembly with a plastic piston ring. O-Ring OR-PP-400 (key # 16) can be distinguished from O-Ring OR-PP-398 (key # 10) by the fact that the inside diameter of OR-PP-400 is approximately 1/16" larger.



A

*Generously grease all O-rings at time of assembly

Note: Read and understand the safety information printed on the reverse side before repairing any tools.
 Nota: Lea y comprende la información de seguridad impresa al reverso antes de reparar cualquier herramienta.

6/22/2005

Exploded View and O-ring List for
 SENCO MI, MII, M2+, MIII, M3+, MW, SC1 & SC2

VL-SE-15

CAUTION**CAUTION****CAUTION**

ALWAYS WEAR SAFETY GLASSES WITH SIDE SHIELDS WHEN USING PNEUMATICALLY OPERATED FASTENER DRIVING TOOLS

NEVER POINT THE TOOL AT YOURSELF OR ANYONE ELSE

NEVER BYPASS OR REMOVE ANY SAFETY DEVICE

ALWAYS FOLLOW THE ORIGINAL MANUFACTURE'S SAFETY AND SERVICE INSTRUCTION

NEVER ATTEMPT TO SERVICE OR REPAIR A PNEUMATICALLY OPERATED TOOL WITH THE COMPRESSES AIR LINE CONNECTED TO THE TOOL

NEVER LEAVE A PNEUMATICALLY OPERATED TOOL UNATTENDED WITH THE COMPRESSES AIR LINE CONNECTED

ALWAYS FOLLOW THE ORIGINAL TOOLS MANUFACTURE'S DISASSEMBLY, ASSEMBLY, AND TOOL INSPECTION PROCEDURES

PRECAUTION**PRECAUTION****PRECAUTION**

SIEMPRE USE LENTES DE SEGURIDAD CON PROTECTORES LATERALES AL USAR HERRAMIENTAS DE IMPULSO CON SUJETADOR DE OPERACIÓN NEUMÁTICA

NUNCA APUNTE A SI MISMO O A OTRA PERSONA CON LA HERRAMIENTA

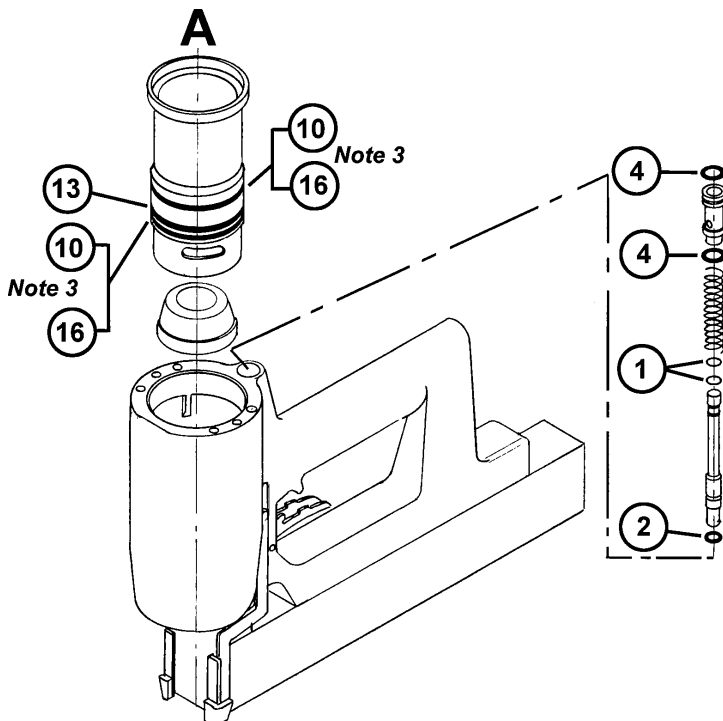
NUNCA EVITE O RETIRE ALGÚN DISPOSITIVO DE SEGURIDAD

SIEMPRE SIGA LAS INSTRUCCIONES DE SEGURIDAD Y SERVICIO DEL FABRICANTE ORIGINAL DE LA HERRAMIENTA

NUNCA INTENTE HACER MANTENIMIENTO O REPARAR UNA HERRAMIENTA DE OPERACIÓN NEUMÁTICA CON LA LINEA DE AIRE COMPRIMIDO CONECTADA A LA HERRAMIENTA

NUNCA DEJE SIN ATENCIÓN UNA HERRAMIENTA DE OPERACIÓN NEUMÁTICA CON LA LINEA DE AIRE COMPRIMIDO CONECTADA

SIEMPRE SIGA LOS PROCEDIMIENTOS DE DESMONTAJE, MONTAJE, E INSPECCIÓN DEL FABRICANTE ORIGINAL DE LA HERRAMIENTA



O-Ring Kit KT-SE-123

For use on the following tool models.
Kit contains all O-Rings in these tools.

SENCO

MI
MII
M2+
MIII
M3+
MW
SC1
SC2



7 12218 00170 9